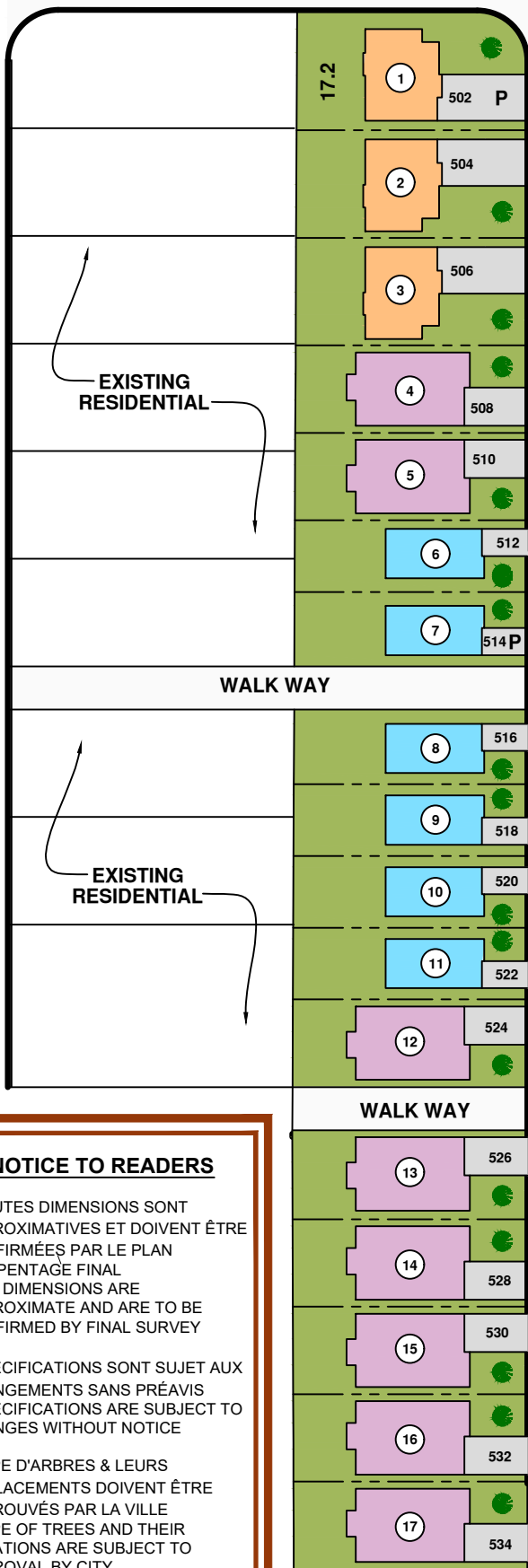
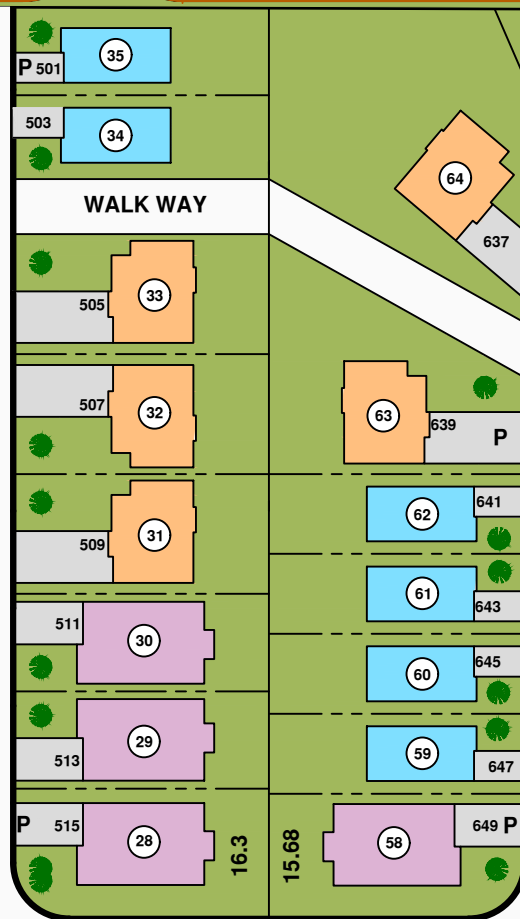


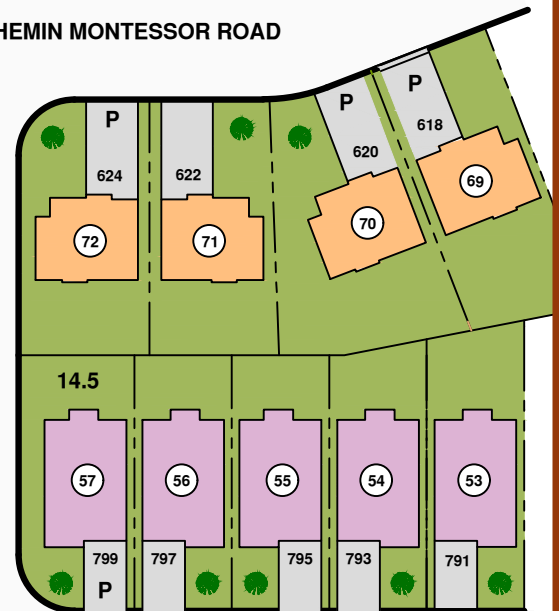
RUE ROCHESTER STREET



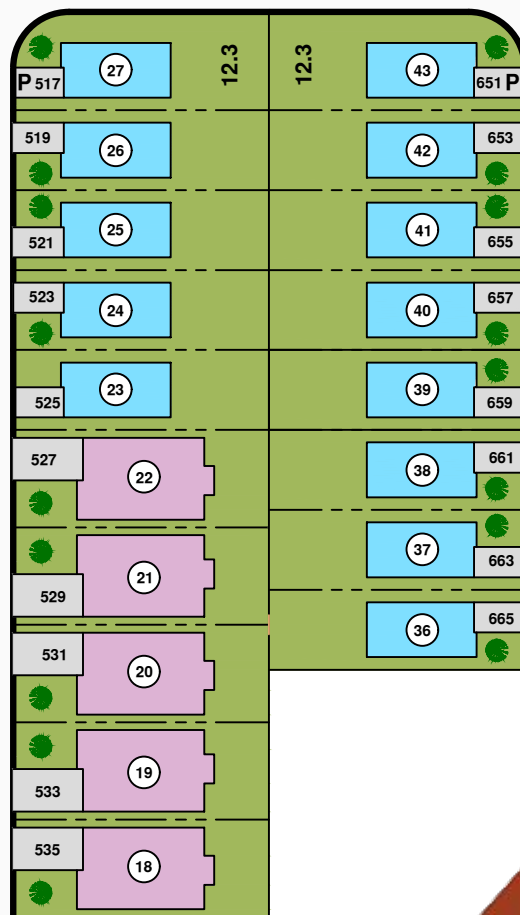
RUE CHAMBOARD STREET



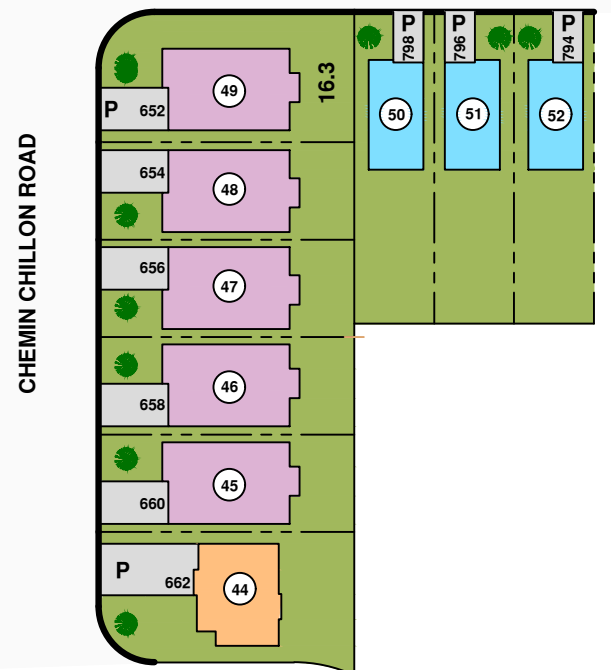
CHEMIN MONTESSOR ROAD



CHEMIN CHANTILLY ROAD



CHEMIN CHANTILLY ROAD



RUE CHAMBOARD STREET

CHEMIN CHILLON ROAD

NOTICE TO READERS

- TOUTES DIMENSIONS SONT APPROXIMATIVES ET DOIVENT ÊTRE CONFIRMÉES PAR LE PLAN D'ARPENTAGE FINAL
- ALL DIMENSIONS ARE APPROXIMATE AND ARE TO BE CONFIRMED BY FINAL SURVEY
- SPÉCIFICATIONS SONT SUJET AUX CHANGEMENTS SANS PRÉAVIS
- SPECIFICATIONS ARE SUBJECT TO CHANGES WITHOUT NOTICE
- TYPE D'ARBRES & LEURS EMBLEMES DOIVENT ÊTRE APPROUVÉS PAR LA VILLE
- TYPE OF TREES AND THEIR LOCATIONS ARE SUBJECT TO APPROVAL BY CITY
- LES LOTS STANDARD ON UNE PROFONDEUR APPROXIMATIVE DE 105PI (32M)
- STANDARD LOTS ARE APPROXIMATELY 105' (32M) DEEP
- ALL INDICATED SERVICES AND COMMODITIES LOCATION MAY VARY FROM PROPOSED PLAN DUE TO ON SITE CONDITIONS. NEITHER CLIENTS OR BUILDER HAVE CONTROL OVER SERVICES & COMMODITIES LOCATION.
- L'EMPLACEMENT DE TOUTE COMMODITÉ INDIQUÉ SUR LE PLAN PEUVENT VARIER DUE AUX CONDITIONS DE CHANTIER. NI CLIENT OU "BUILDER" ON LE CONTRÔLE SUR L'EMPLACEMENT DE SERVICE & COMMODITÉ.

LEGEND

- ARBRE FEUILLU DECIDUOUS TREE
- 10M LOTS
- 12.19M LOTS
- 15M LOTS
- LOT W/ PREMIUM LOT AVEC "PREMIUM"



**SITE PLAN
CHÂTEAU DU VILLAGE, WENDOVER
PHASE A, STAGE 2**