












LEGEND

-  ARBRE FEUILLU
DECIDUOUS TREE
-  10M LOTS
-  12.19M LOTS
-  15M LOTS
-  LOT W/ PREMIUM
LOT AVEC "PREMIUM"
-  PROPOSED STREET LIGHT
-  PROPOSED FIRE HYDRANT
-  PROPOSED COMMUNITY
MAILBOX
-  PROPOSED HYDRO
TRANSFORMER
-  PROPOSED BELL PEDESTAL
-  CABLEVISION PEDESTAL

-ALL INDICATED SERVICES AND COMMODITIES LOCATION MAY VARY FROM PROPOSED PLAN DUE TO ON SITE CONDITIONS. NEITHER CLIENTS OR BUILDER HAVE CONTROL OVER SERVICES & COMMODITIES LOCATION.

-L'EMPLACEMENT DE TOUTE COMMODITÉ INDIQUÉ SUR LE PLAN PEUVENT VARIER DUE AUX CONDITIONS DE CHANTIER. NI CLIENT OU "BUILDER" ON LE CONTROLLE SUR L'EMPLACEMENT DE SERVICE & COMMODITÉE.

NOTICE TO READERS

- TOUTES DIMENSIONS SONT APPROXIMATIVES ET DOIVENT ÊTRE CONFIRMÉES PAR LE PLAN D'ARPENTAGE FINAL
- ALL DIMENSIONS ARE APPROXIMATE AND ARE TO BE CONFIRMED BY FINAL SURVEY
- SPÉCIFICATIONS SONT SUJET AUX CHANGEMENTS SANS PRÉAVIS
- SPECIFICATIONS ARE SUBJECT TO CHANGES WITHOUT NOTICE
- TYPE D'ARBRES & LEURS EMBLEMENTS DOIVENT ÊTRE APPROUVÉS PAR LA VILLE
- TYPE OF TREES AND THEIR LOCATIONS ARE SUBJECT TO APPROVAL BY CITY
- LES LOTS STANDARD ON UNE PROFONDEUR APPROXIMATIVE DE 105PI (32M)
- STANDARD LOTS ARE APPROXIMATELY 105' (32M) DEEP



**SITE PLAN
CHÂTEAU DU VILLAGE, WENDOVER
PHASE B, STAGE 2**